




## Door Component Table of Contents

	Page #
Warranty Information .....	1
Door Designs .....	2-3
Stile and Rail Profiles .....	4
Panel Profiles .....	5
Edge Profiles .....	6
Misc. Door Information .....	7
Hinge Boring Information .....	7
Finger Pull Information .....	7
Pricing Instructions .....	8
Pricing Information .....	8-9
Specie Information .....	9
Door Designs .....	10-29

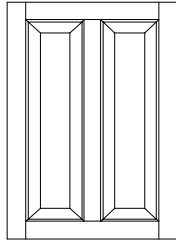
### Warranty Information

Cabinet Components & Distribution, Inc. warrants its products to be manufactured and delivered free of defects. Tolerances have been built into our doors and wainscot panels to allow for natural movement of the wood. Products not sealed or coated in a reasonable amount of time will not be warranted, as well as products handled improperly by customers. The warranty does not cover installation, labor or travel time and is valid for one year from date of shipment. Door panels over the height of 40" (44" tall door) and width of 18" (22" wide door) are not covered by the warranty. Due to the natural photosensitive darkening process, we strongly recommend that you finish cherry products immediately upon receipt.


**RAISED PANEL DOOR DESIGNS**




**10R**



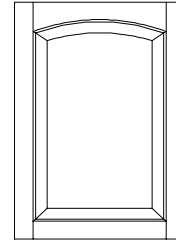
**11R**




**20R**



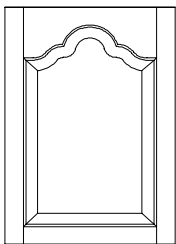
**22R**




**30R**



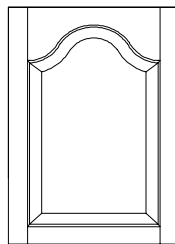
**32R**



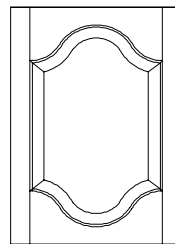
**40R**



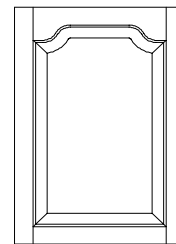
**42R**




**50R**




**52R**




**70R**



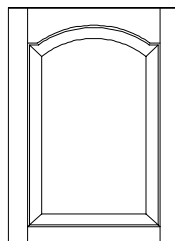
**72R**




**80R**



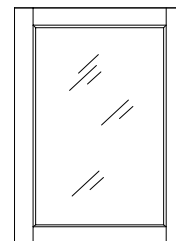
**82R**




**90R**




**92R**



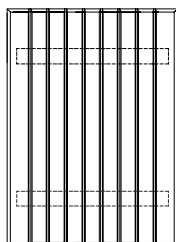
**10G**




**10G**  
w/grids



**SLAB**




**SLAB W/BEAD**



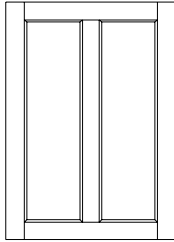
**SLAB W/V-GROOVE**

**FOR A COMPLETE SET  
OF OUR DOOR DESIGNS  
SEE PAGES 10-29.**

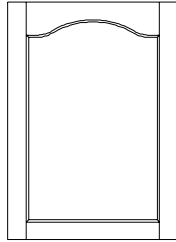
## FLAT PANEL DOOR DESIGNS



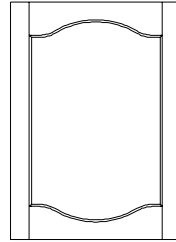
10F



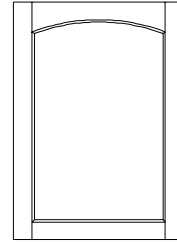
11F



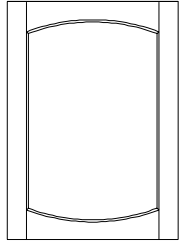
20F




22F



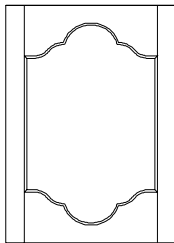
30F



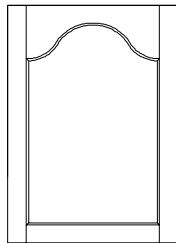
32F



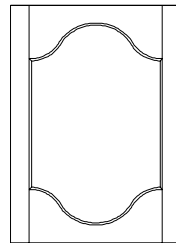
40F



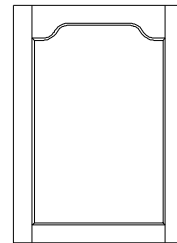
42F



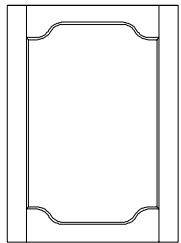
50F



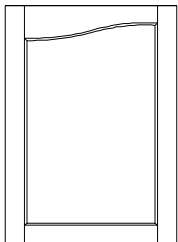
52F



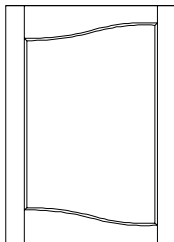
70F



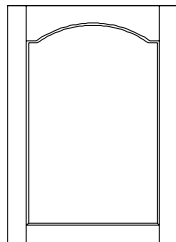
72F



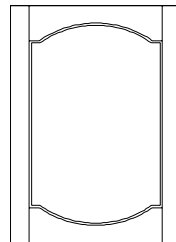
80F




82F



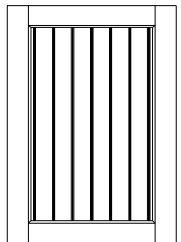
90F



92F



FLAT PANEL  
W/BEAD

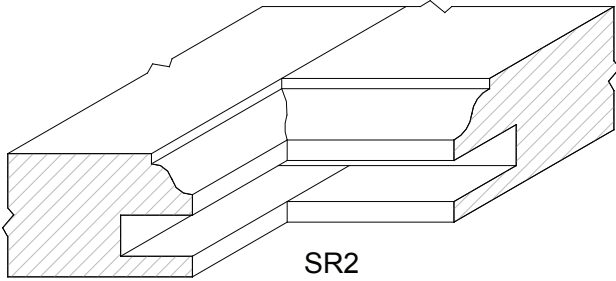


FLAT PANEL  
W/V-GROOVE

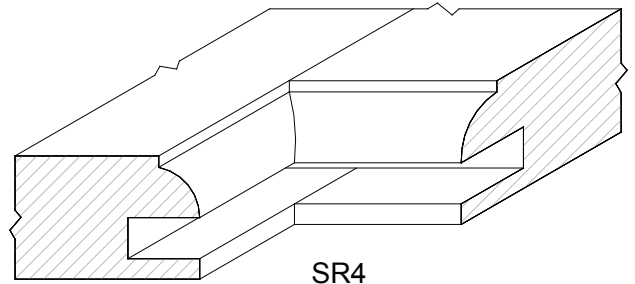
**FOR A COMPLETE SET  
OF OUR DOOR DESIGNS  
SEE PAGES 10-29.**

**GROUP A - STILE & RAIL PROFILES**

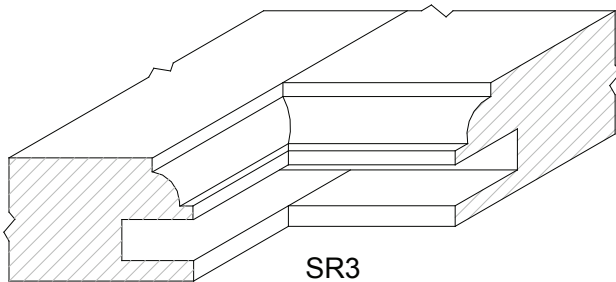
(INCLUDED IN DESIGN CHARGE)



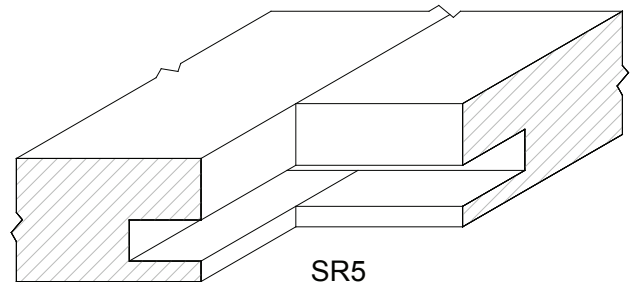
SR2



SR4

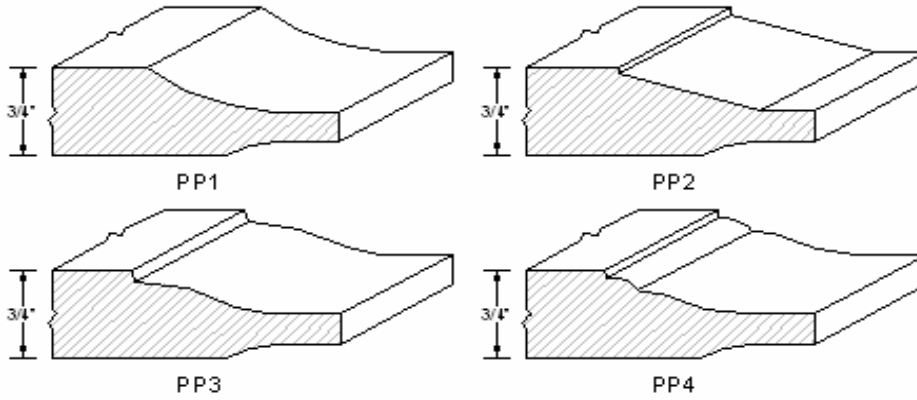


SR3

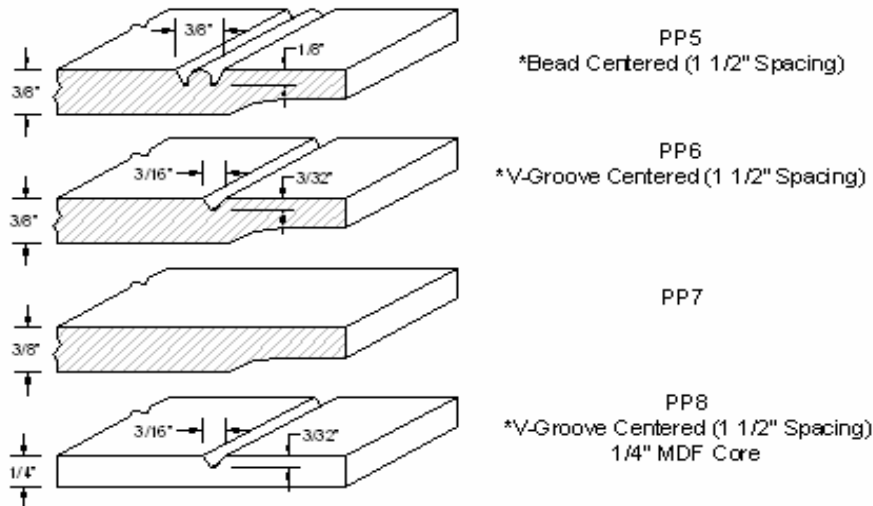


SR5

**GROUP A - PANEL PROFILES (INCLUDED IN DESIGN CHARGE)**

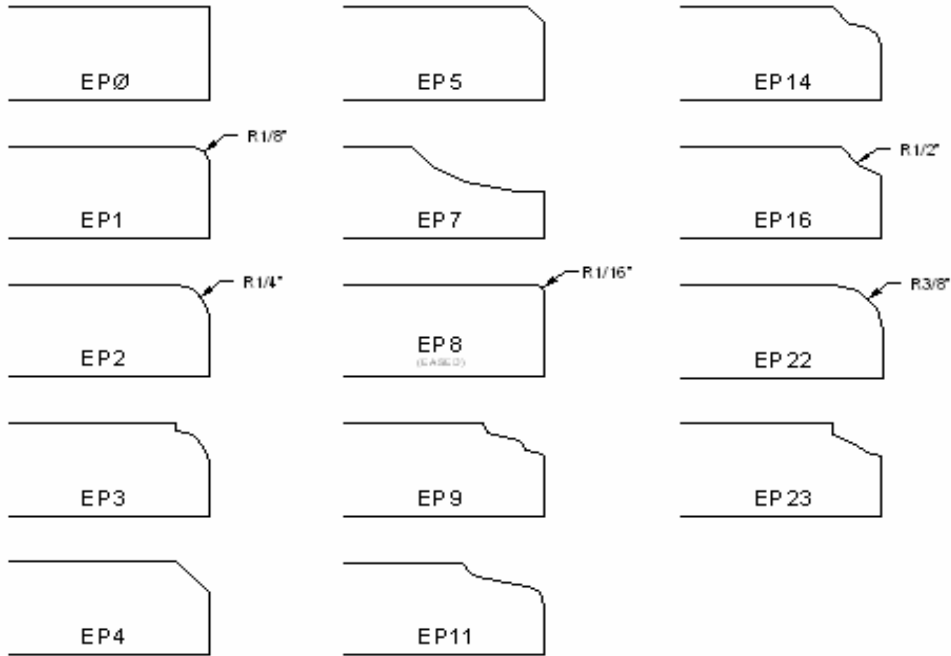


**GROUP B - PANEL PROFILES (SEE OPTIONS FOR PRICING)**



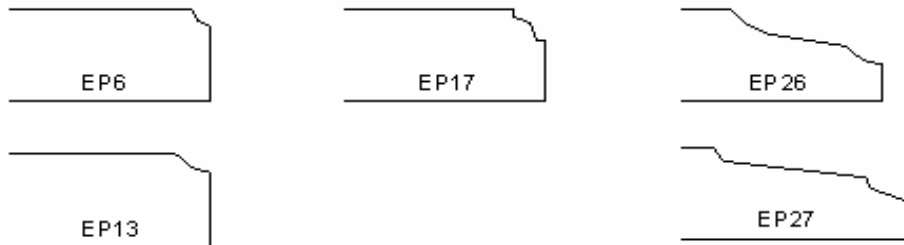
\* OTHER SPACING OPTIONS AVAILABLE

**GROUP A - EDGE PROFILES (INCLUDED IN DESIGN CHARGE)**



---

**GROUP B - EDGE PROFILES (SEE OPTIONS FOR PRICING)**



### BEVEL EDGE OPTION

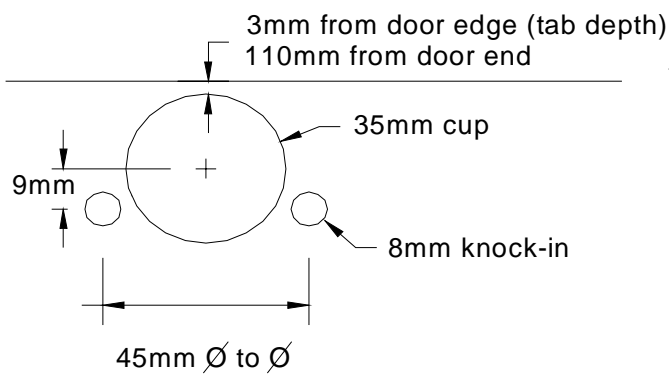
15 DEGREE BEVEL AVAILABLE ON ANY EDGE PROFILE



BEVEL EDGE MAY NOT ACCOMMODATE CONCEALED HINGES

SEE OPTIONS FOR PRICING

### SALICE HINGE BORING DETAIL

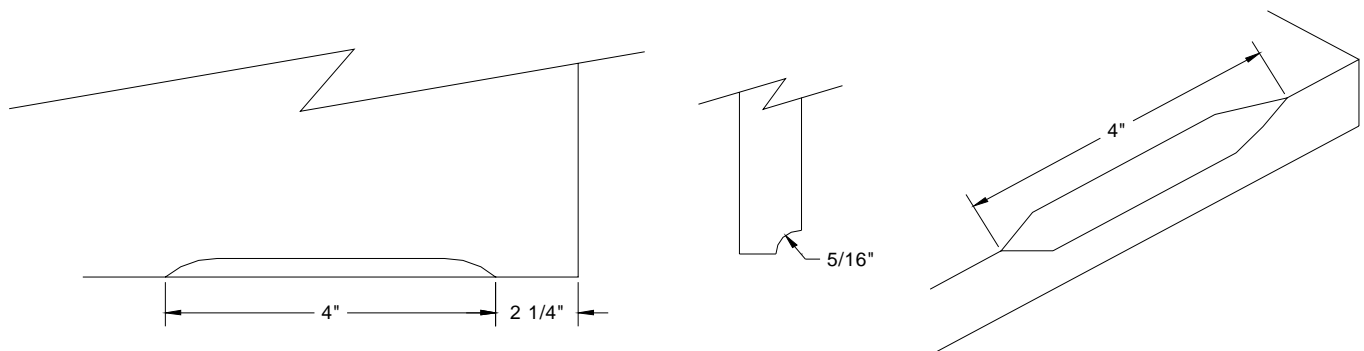


Blum and Grass hinge boring available, please specify tab depth, and distance from end of door.

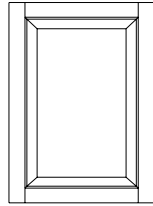
Doors 48" and under will be bored for 2 hinges  
Doors over 48" will be bored for 3 hinges  
(see pricing)

Salice Hinge C2R9A99 } 1/2" Overlay  
Salice Plate BAU3E49 }

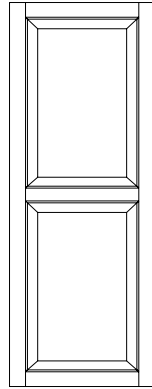
### STANDARD FINGER PULL DETAIL



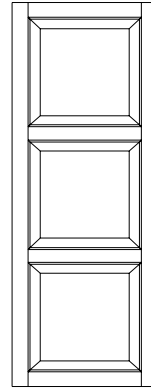
**RAISED PANEL**



**10R**




**10R-D2**

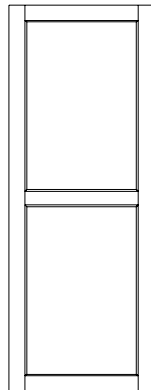


**10R-D3**

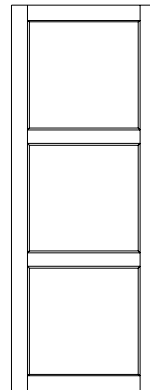
**FLAT PANEL**



**10F**



**10F-D2**



**10F-D3**

**SERIES-10 DESIGN SPECIFICATIONS**

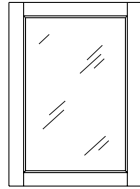
**STILES & RAILS : 3/4 x 2 1/4**

**MINIMUM WIDTH :**

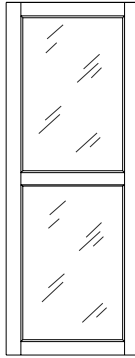
**7 1/2**

**MAXIMUM WIDTH : 24 (warranty void over 24)**

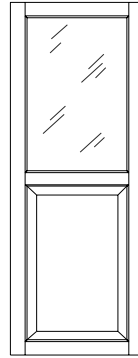
# GLASS PANEL



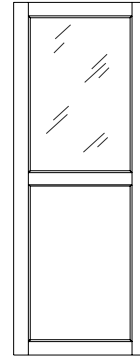
**10G1**



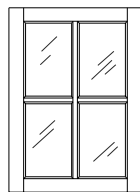
**10G1-D2**



**10G-10R**

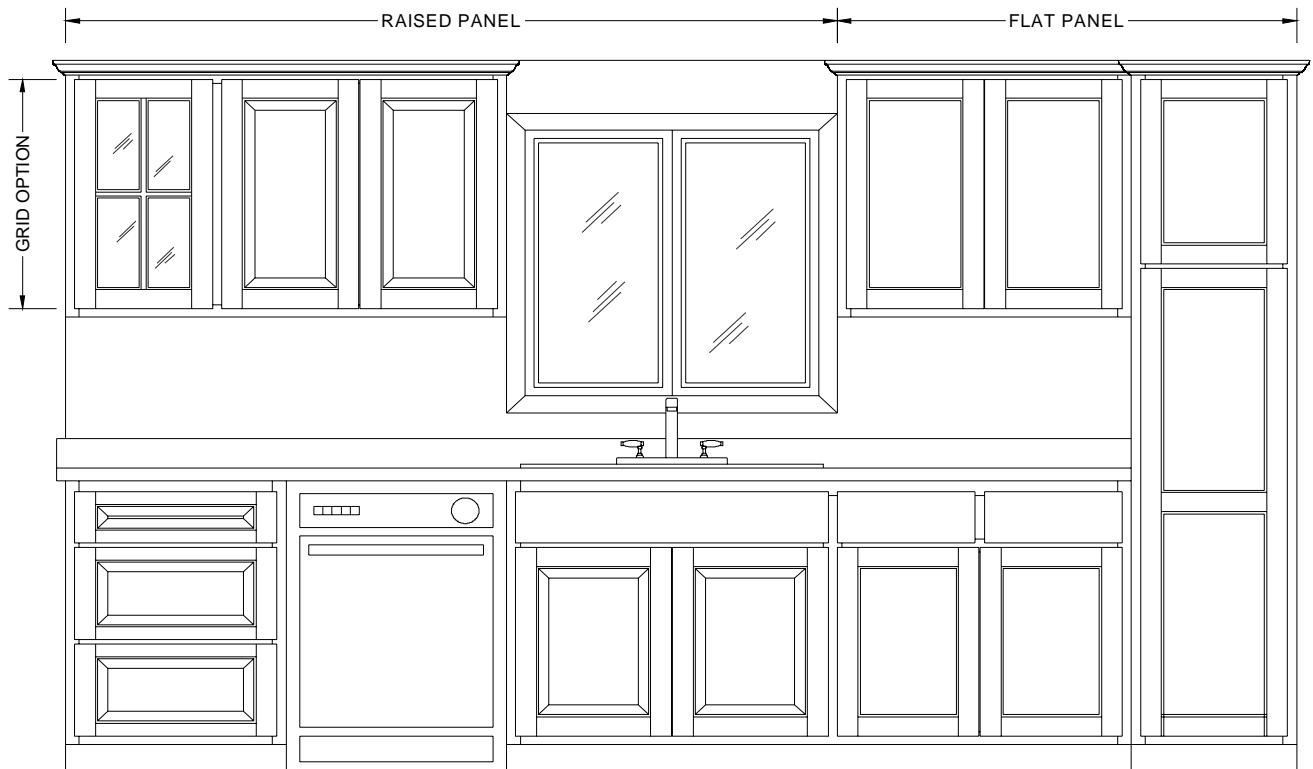


**10G-10F**

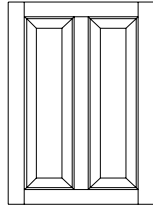


GRIDS AVAILABLE -  
SEE OPTIONS FOR  
PRICING

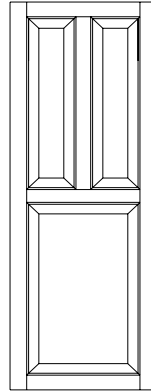
ALL GLASS DOORS INCLUDE VINYL RETAINER  
GLASS NOT INCLUDED



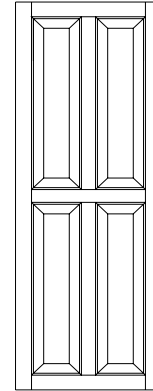
### RAISED PANEL



**11R**

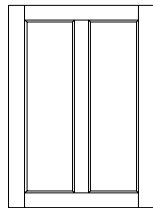


**11R-D1**

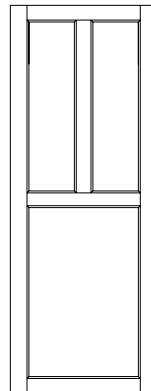


**11R-D2**

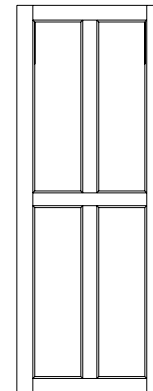
### FLAT PANEL



**11F**



**11F-D1**



**11F-D2**

### SERIES-11 DESIGN SPECIFICATIONS

**STILES & RAILS : 3/4 x 2 1/4**

**RAISED PANEL MINIMUM WIDTH : 13 1/2**

**FLAT PANEL MINIMUM WIDTH : 7 1/2**

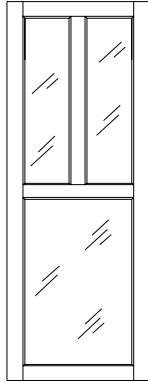
**MAXIMUM WIDTH : 24**

(warranty void over 24)

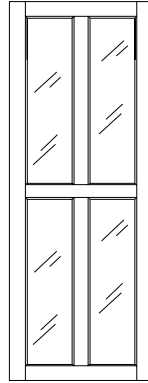
## GLASS PANEL




**11G2**



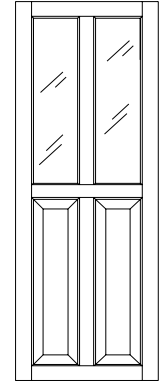
**11G2-D1**



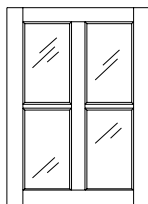
**11G2-D2**



**11G-10R**

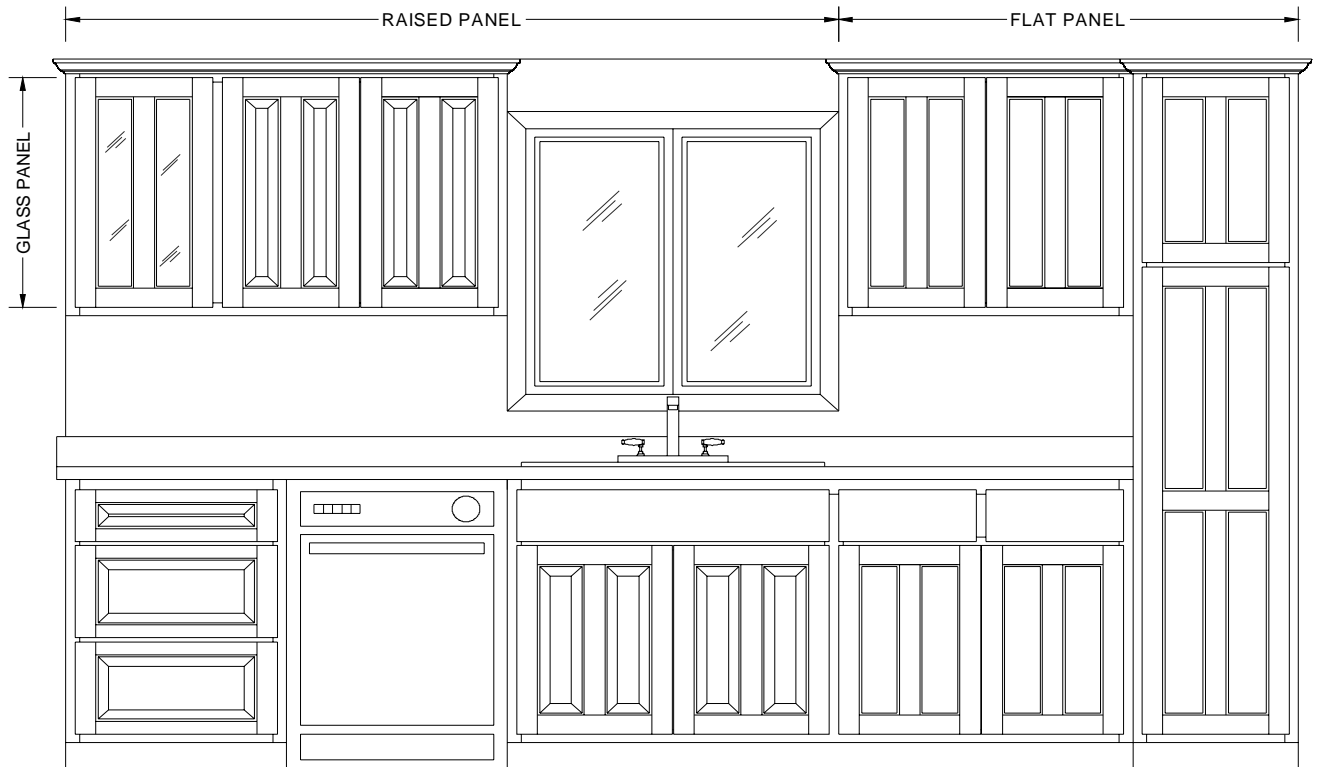


**11G-11R**

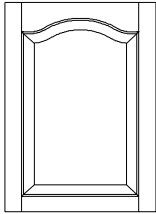


GRIDS AVAILABLE -  
SEE OPTIONS FOR  
PRICING

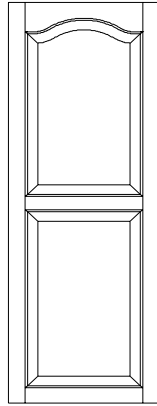
ALL GLASS DOORS INCLUDE VINYL RETAINER  
GLASS NOT INCLUDED



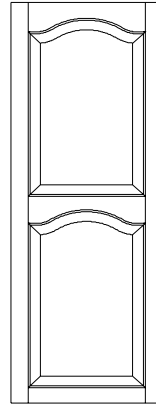
### RAISED PANEL



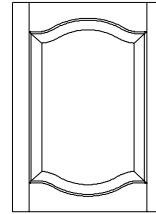
**20R**



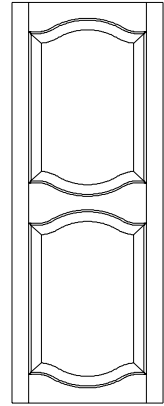
**20R-D1**



**20R-D2**

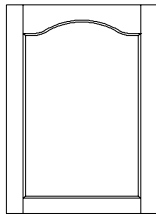


**22R**

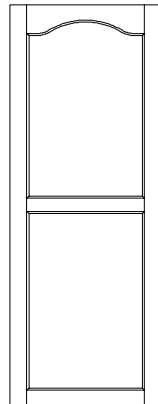


**22R-D2**

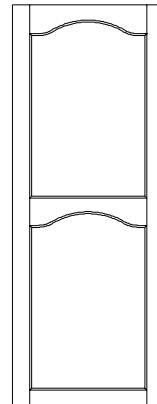
### FLAT PANEL



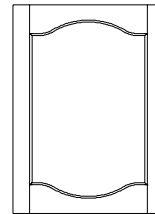
**20F**



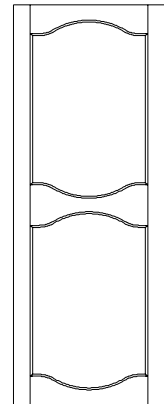
**20F-D1**



**20F-D2**



**22F**



**22F-D2**

### SERIES-20 DESIGN SPECIFICATIONS

**TOP RAIL : 3/4 x 4, CENTER 2 1/4**

**MINIMUM WIDTH : 7 1/2**

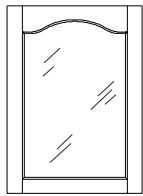
**STILES & BOTTOM RAIL : 3/4 x 2 1/4**

**RAISED PANEL MINIMUM HEIGHT : 10**

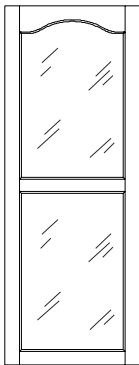
**MAXIMUM WIDTH : 24**

(warranty void over 24)

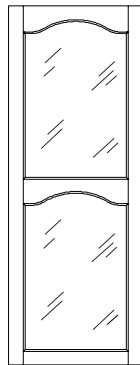
## GLASS PANEL



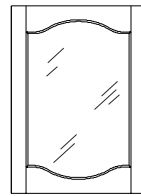
**20G1**



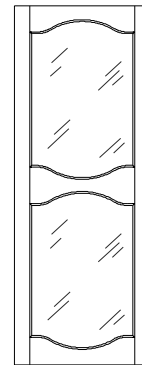
**20G1-D1**




**20G1-D2**



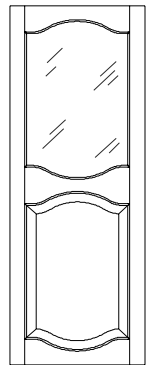
**22G1**



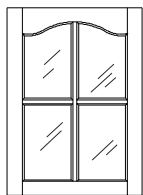
**22G1-D2**



**20G-10R**  
**20G-10F**

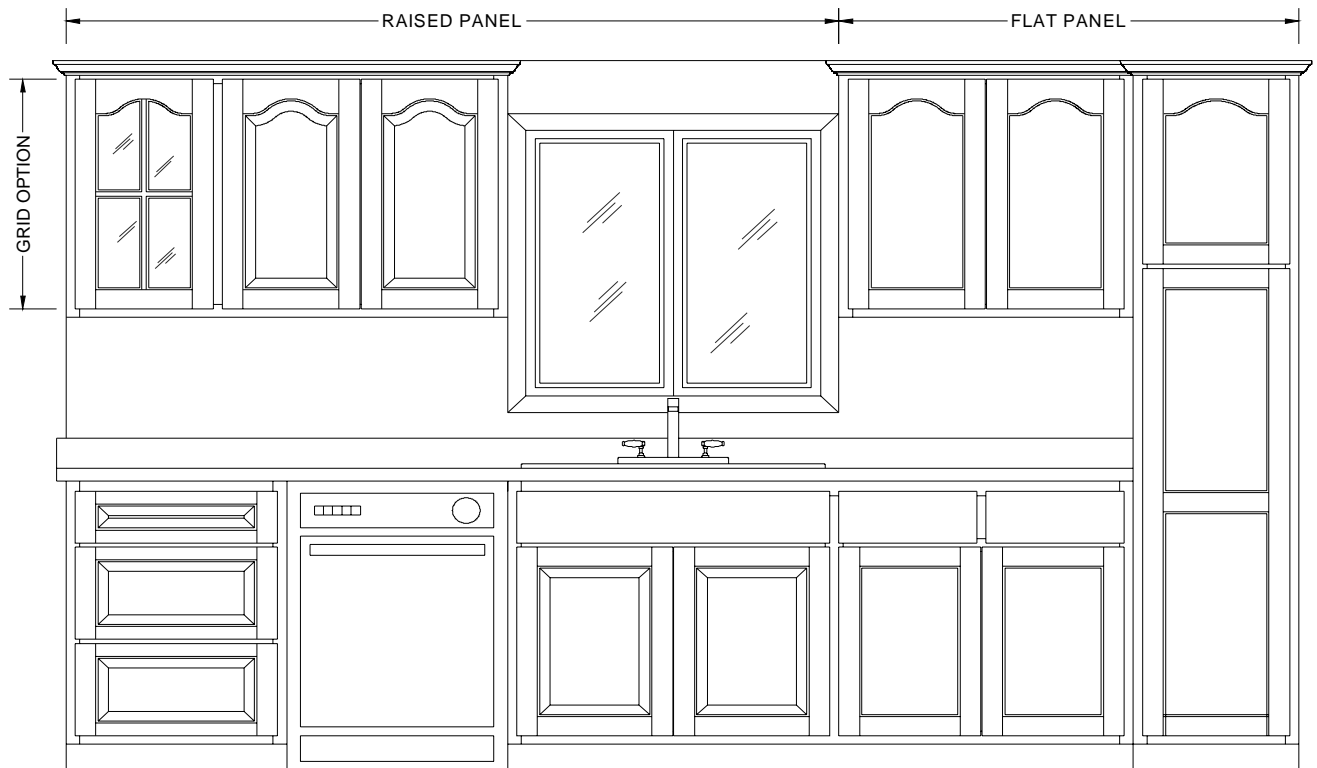


**22G-22R**  
**22G-22F**




GRIDS AVAILABLE -  
SEE OPTIONS FOR  
PRICING

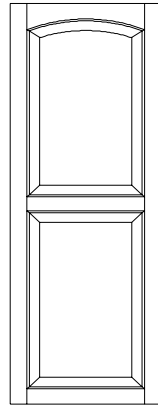
ALL GLASS DOORS INCLUDE VINYL RETAINER  
GLASS NOT INCLUDED



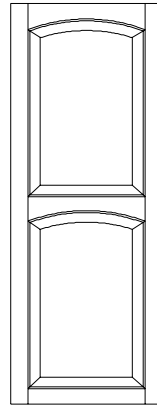
**RAISED PANEL**



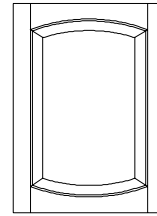
**30R**



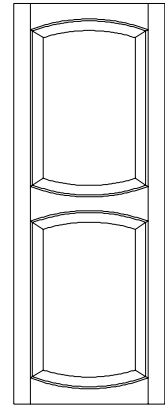
**30R-D1**



**30R-D2**

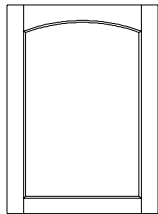


**32R**

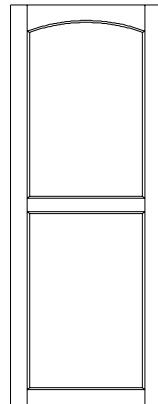


**32R-D2**

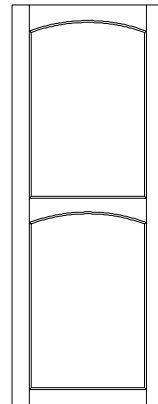
**FLAT PANEL**



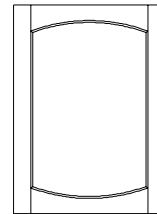
**30F**



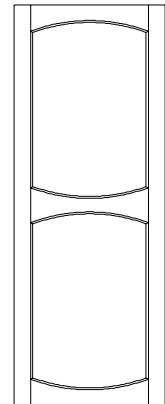
**30F-D1**



**30F-D2**



**32F**



**32F-D2**

**SERIES-30 DESIGN SPECIFICATIONS**

**TOP RAIL : 3/4 x 3 1/4, CENTER 2 1/4**

**MINIMUM WIDTH : 7 1/2**

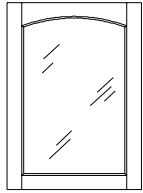
**STILES & BOTTOM RAIL : 3/4 x 2 1/4**

**RAISED PANEL MINIMUM HEIGHT : 10**

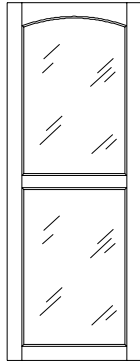
**MAXIMUM WIDTH : 24**

(warranty void over 24)

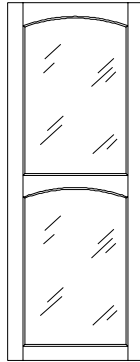
## GLASS PANEL



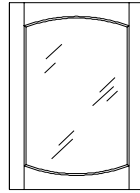
**30G1**



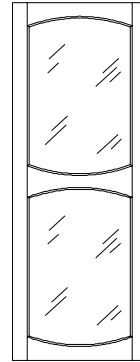
**30G1-D1**




**30G1-D2**



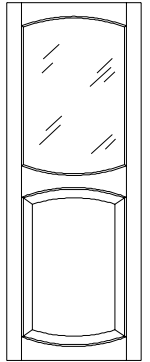
**32G1**



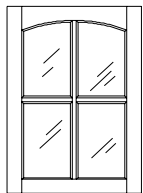
**32G1-D2**



**30G-10R**  
**30G-10F**

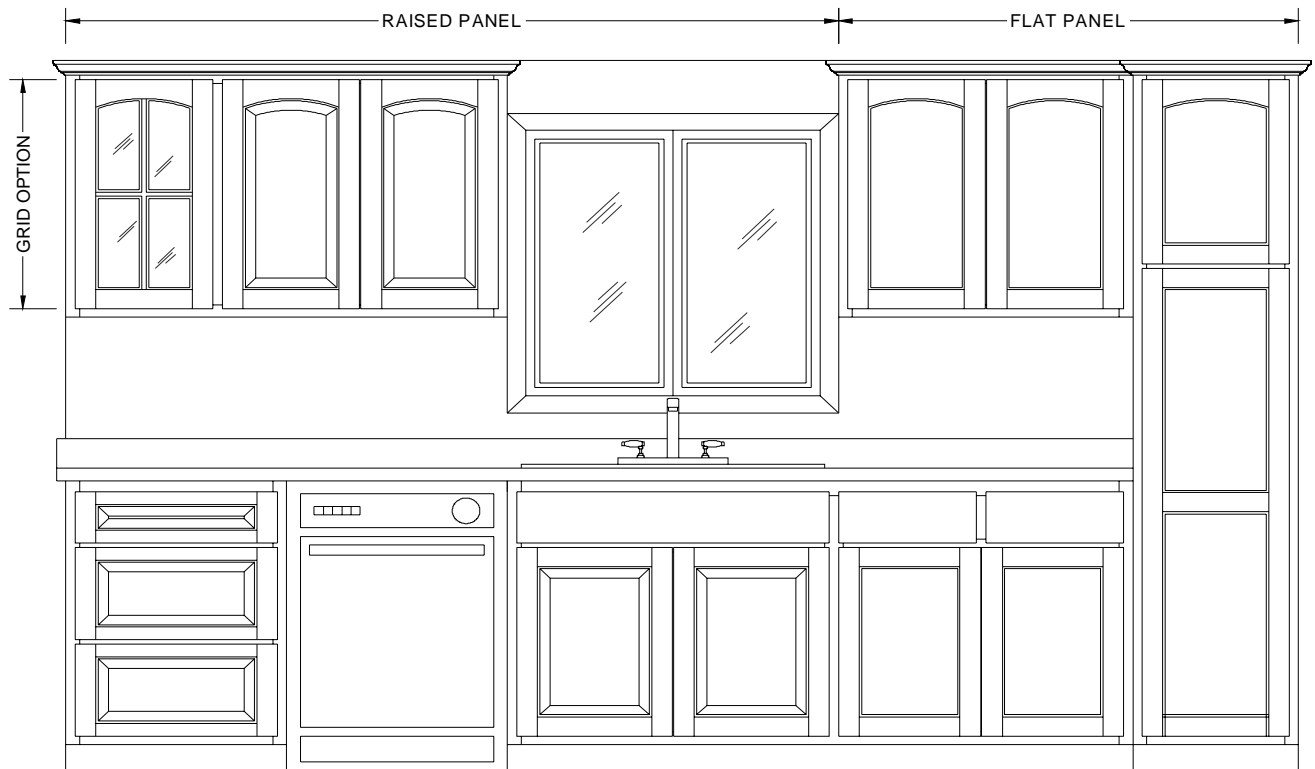


**32G-32R**  
**32G-32F**

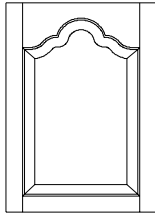


GRIDS AVAILABLE -  
SEE OPTIONS FOR  
PRICING

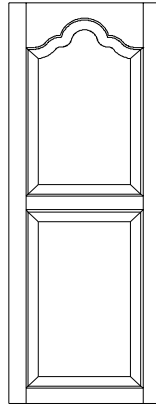
ALL GLASS DOORS INCLUDE VINYL RETAINER  
GLASS NOT INCLUDED



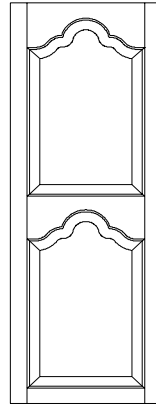
**RAISED PANEL**



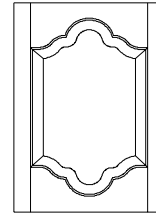
**40R**



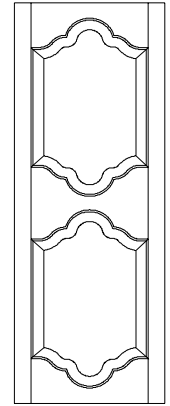
**40R-D1**



**40R-D2**

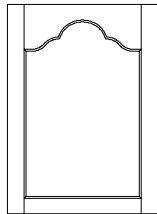


**42R**

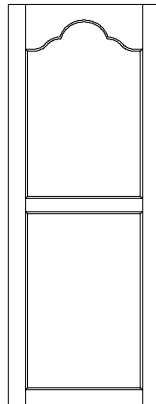


**42R-D2**

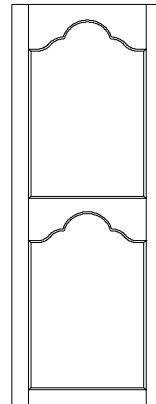
**FLAT PANEL**



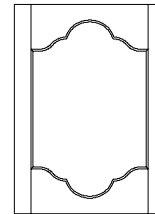
**40F**



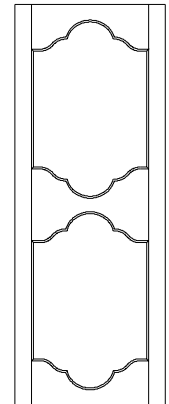
**40F-D1**



**40F-D2**



**42F**



**42F-D2**

**SERIES-40 DESIGN SPECIFICATIONS**

**TOP RAIL : 3/4 x 4 1/4, CENTER 2 1/4**

**MINIMUM WIDTH : 7 1/2**

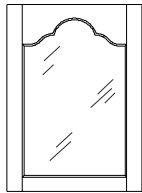
**STILES & BOTTOM RAIL : 3/4 x 2 1/4**

**RAISED PANEL MINIMUM HEIGHT : 10**

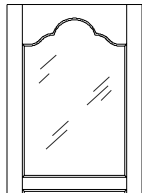
**MAXIMUM WIDTH : 24**

(warranty void over 24)

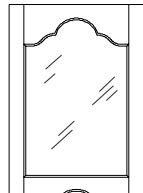
## GLASS PANEL



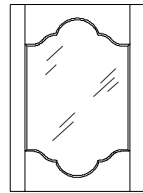
**40G1**



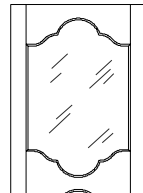
**40G1-D1**



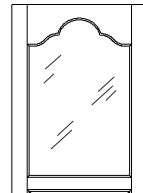
**40G1-D2**



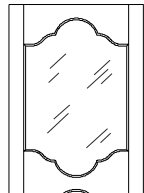
**42G1**




**42G1-D2**



**40G-10R**  
**40G-10F**

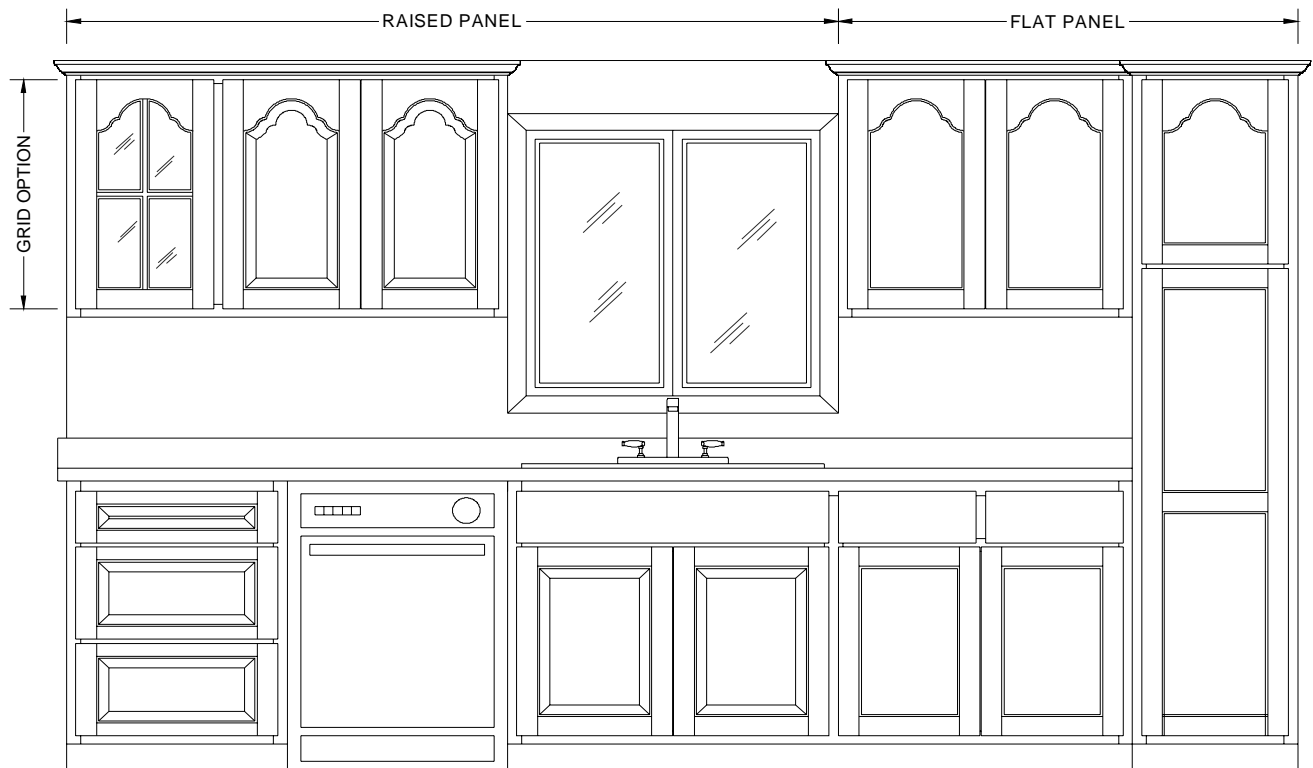


**42G-42R**  
**42G-42F**

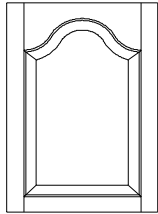


GRIDS AVAILABLE -  
SEE OPTIONS FOR  
PRICING

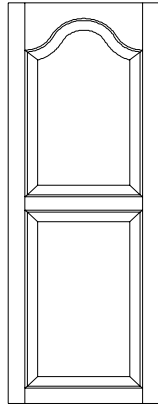
ALL GLASS DOORS INCLUDE VINYL RETAINER  
GLASS NOT INCLUDED



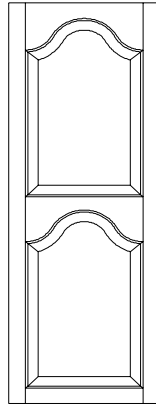
**RAISED PANEL**



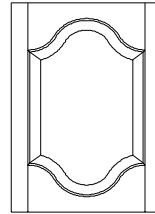
**50R**



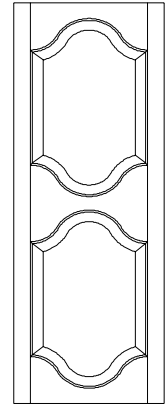
**50R-D1**



**50R-D2**

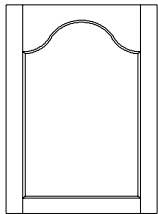


**52R**

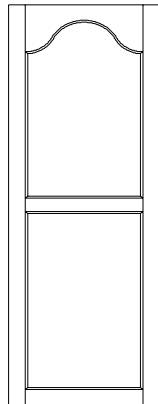


**52R-D2**

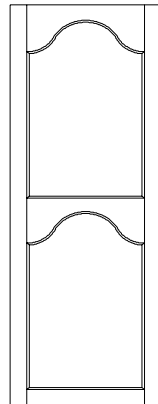
**FLAT PANEL**



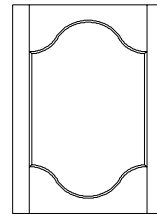
**50F**



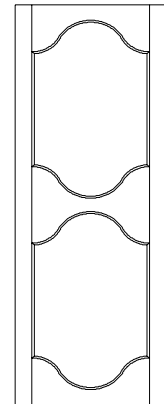
**50F-D1**



**50F-D2**



**52F**



**52F-D2**

**SERIES-50 DESIGN SPECIFICATIONS**

**TOP RAIL : 3/4 x 4 1/4, CENTER 2 1/4**

**MINIMUM WIDTH : 7 1/2**

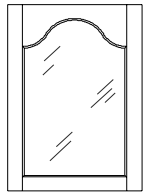
**STILES & BOTTOM RAIL : 3/4 x 2 1/4**

**RAISED PANEL MINIMUM HEIGHT : 10**

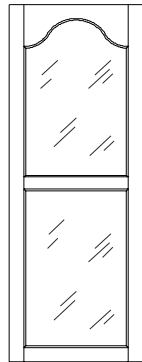
**MAXIMUM WIDTH : 24**

(warranty void over 24)

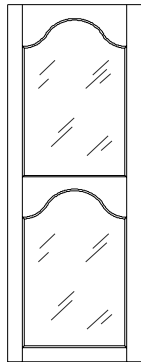
## GLASS PANEL



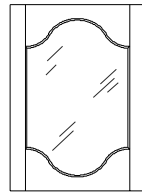
**50G1**



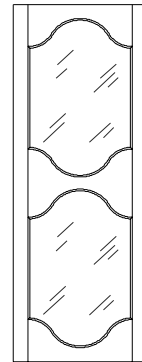
**50G1-D1**



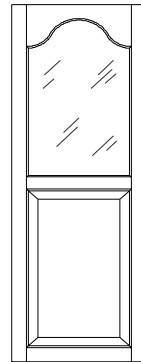
**50G1-D2**



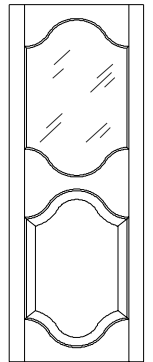
**52G1**



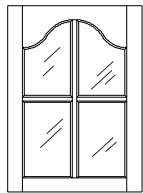
**52G1-D2**



**50G-10R**  
**50G-10F**

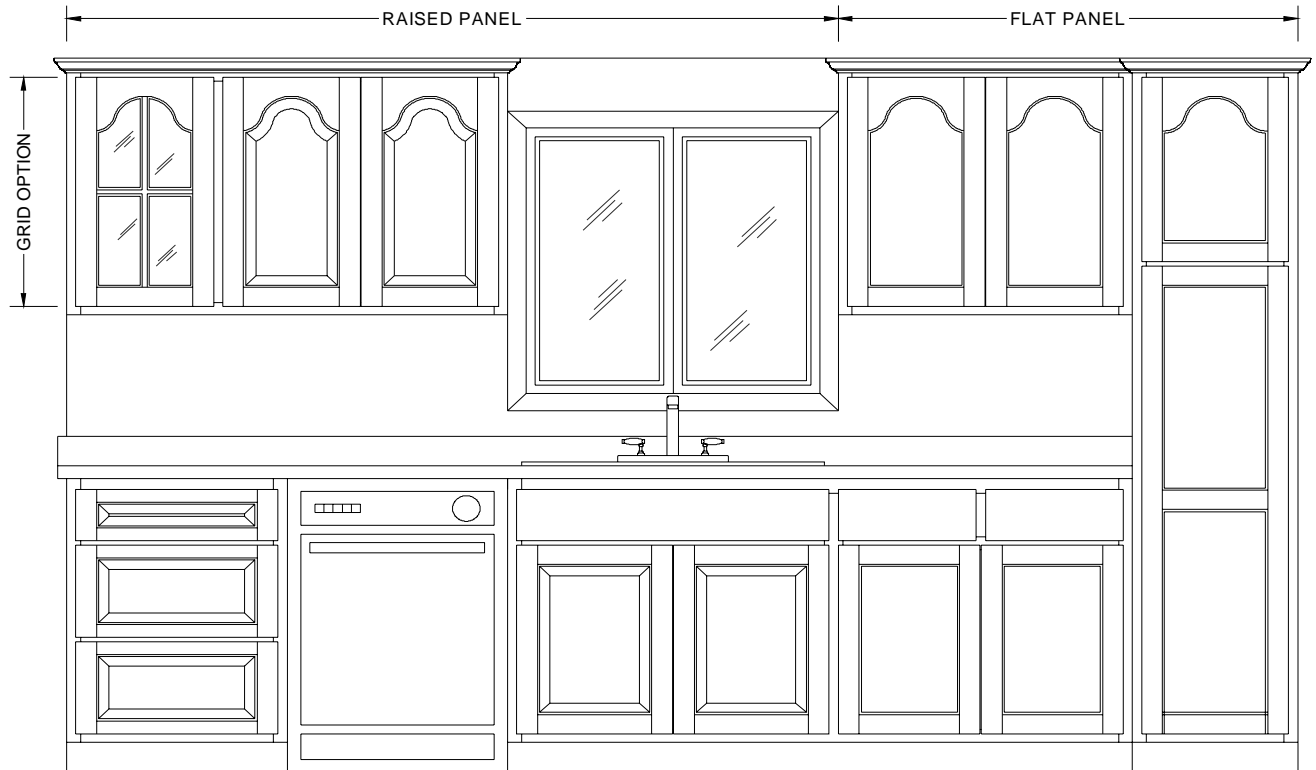


**52G-52R**  
**52G-52F**

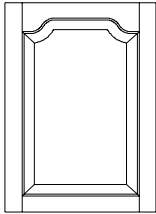


GRIDS AVAILABLE -  
SEE OPTIONS FOR  
PRICING

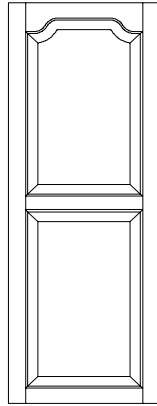
ALL GLASS DOORS INCLUDE VINYL RETAINER  
GLASS NOT INCLUDED



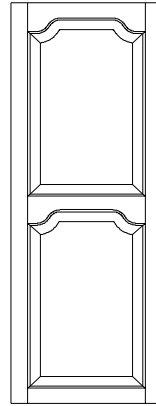
**RAISED PANEL**



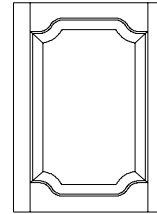
**70R**



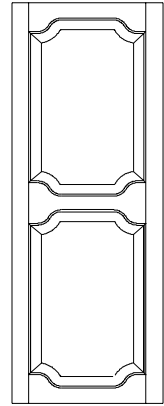
**70R-D1**



**70R-D2**

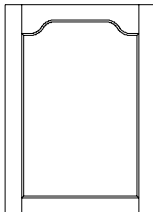


**72R**

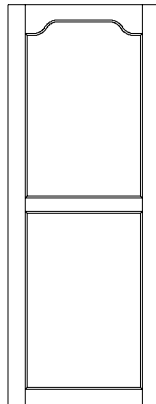


**72R-D2**

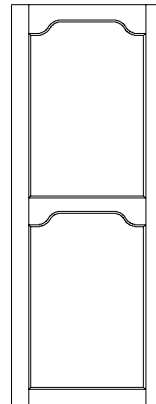
**FLAT PANEL**



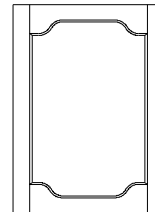
**70F**



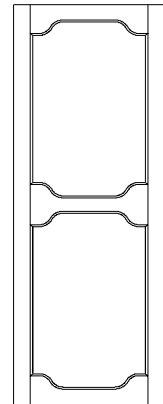
**70F-D1**



**70F-D2**



**72F**



**72F-D2**

**SERIES-70 DESIGN SPECIFICATIONS**

**TOP RAIL : 3/4 x 4, CENTER 2 1/4**

**MINIMUM WIDTH : 7 1/2**

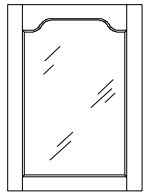
**STILES & BOTTOM RAIL : 3/4 x 2 1/4**

**RAISED PANEL MINIMUM HEIGHT : 10**

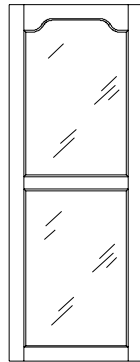
**MAXIMUM WIDTH : 24**

(warranty void over 24)

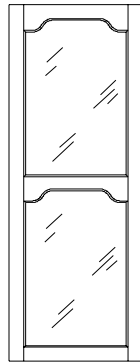
## GLASS PANEL



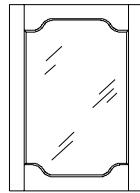
**70G1**



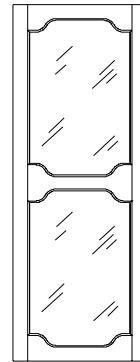
**70G1-D1**



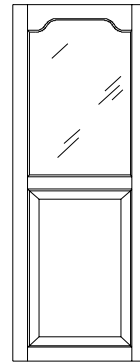
**70G1-D2**



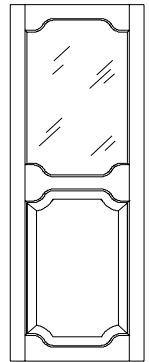
**72G1**



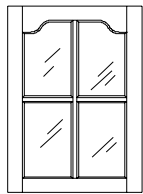
**72G1-D2**



**70G-10R**  
**70G-10F**

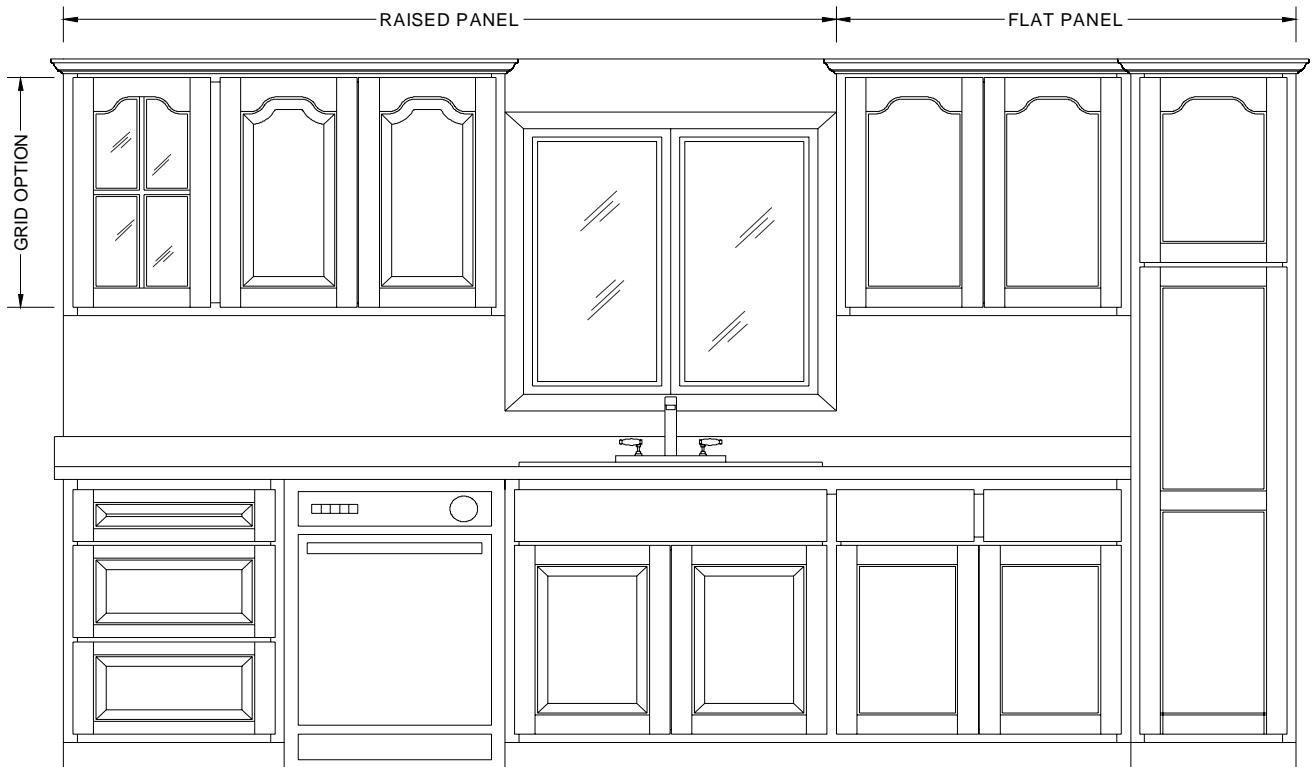


**72G-72R**  
**72G-72F**



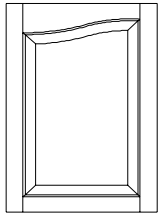
GRIDS AVAILABLE -  
SEE OPTIONS FOR  
PRICING

ALL GLASS DOORS INCLUDE VINYL RETAINER  
GLASS NOT INCLUDED

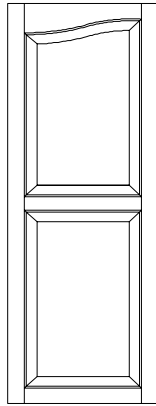


**RAISED PANEL**

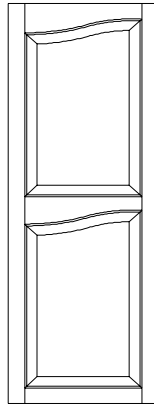
SPECIFY LEFT OR RIGHT DOOR WHEN ORDERING  
LEFT DOOR SHOWN



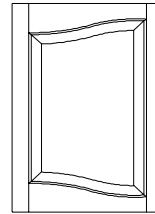
**80R**



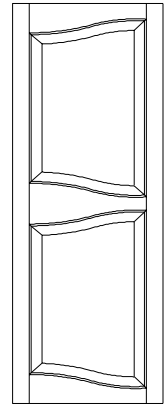
**80R-D1**



**80R-D2**

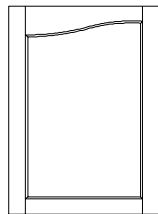


**82R**

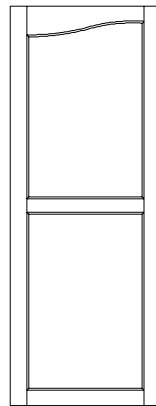


**82R-D2**

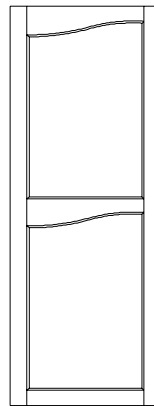
**FLAT PANEL**



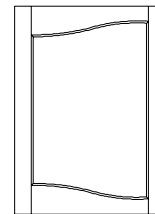
**80F**



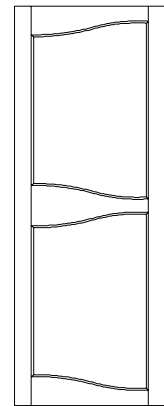
**80F-D1**



**80F-D2**



**82F**



**82F-D2**

**SERIES-80 DESIGN SPECIFICATIONS**

**TOP RAIL : 3/4 x 4, CENTER 2 1/4**

**MINIMUM WIDTH : 7 1/2**

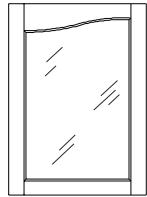
**STILES & BOTTOM RAIL : 3/4 x 2 1/4**

**RAISED PANEL MINIMUM HEIGHT : 10**

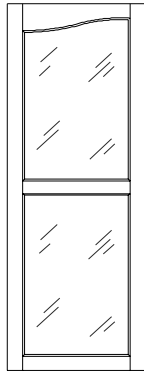
**MAXIMUM WIDTH : 24**

(warranty void over 24)

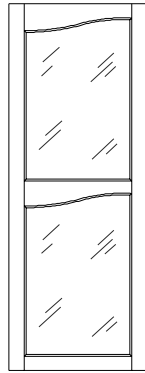
## GLASS PANEL




**80G1**



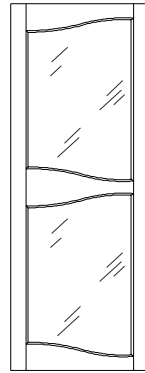
**80G1-D1**



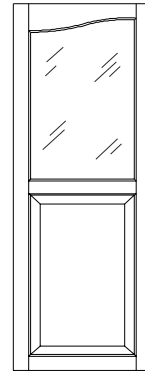
**80G1-D2**



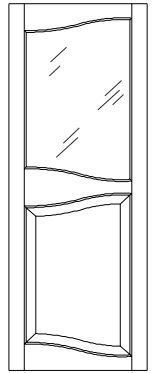
**82G1**



**82G1-D2**



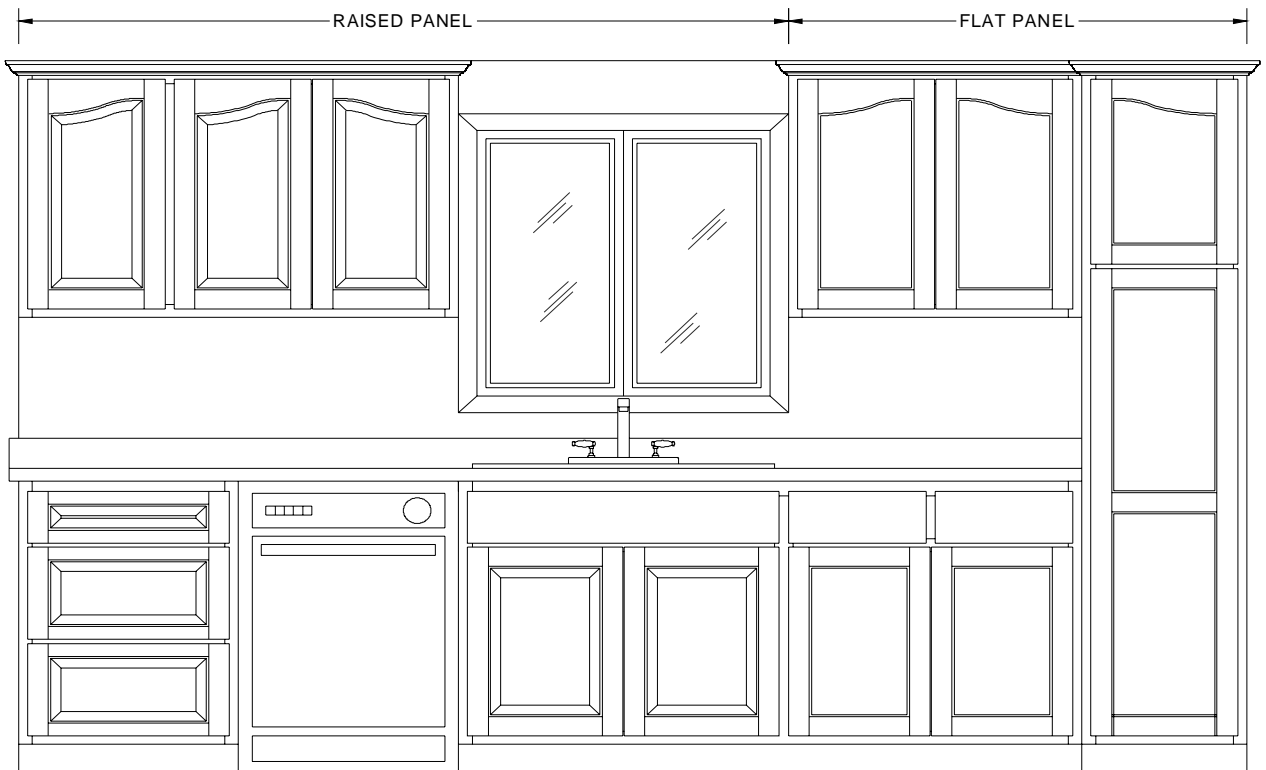
**80G-10R**




**82G-82R**

GRID OPTIONS NOT AVAILABLE  
IN 80 DESIGN SERIES

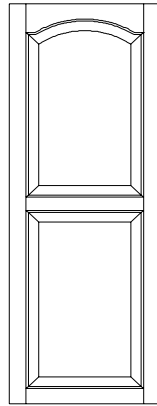
ALL GLASS DOORS INCLUDE VINYL RETAINER  
GLASS NOT INCLUDED



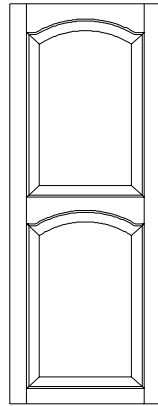
### RAISED PANEL



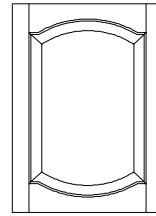
**90R**



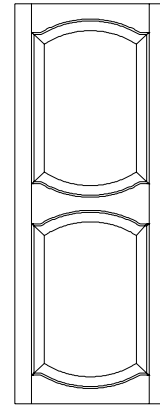
**90R-D1**



**90R-D2**




**92R**

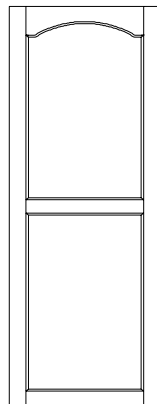


**92R-D2**

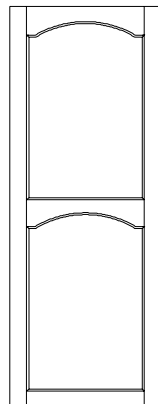
### FLAT PANEL



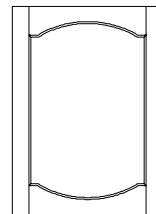
**90F**



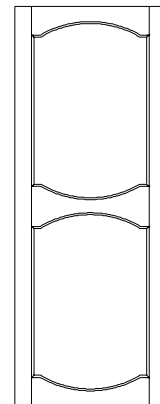
**90F-D1**



**90F-D2**



**92F**



**92F-D2**

### SERIES-90 DESIGN SPECIFICATIONS

**TOP RAIL : 3/4 x 4, CENTER 2 1/4**

**MINIMUM WIDTH : 7 1/2**

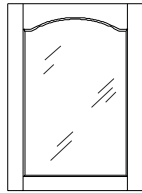
**STILES & BOTTOM RAIL : 3/4 x 2 1/4**

**RAISED PANEL MINIMUM HEIGHT : 10**

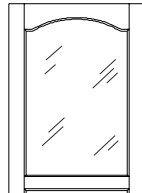
**MAXIMUM WIDTH : 24**

(warranty void over 24)

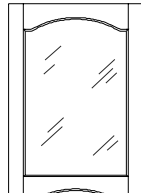
## GLASS PANEL



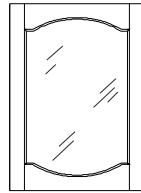
**90G1**



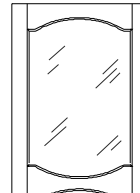
**90G1-D1**



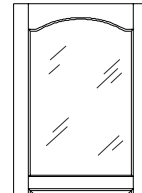
**90G1-D2**



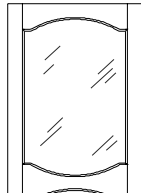
**92G1**



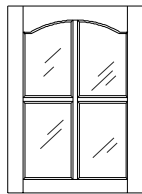
**92G1-D2**



**90G-10R**  
**90G-10F**

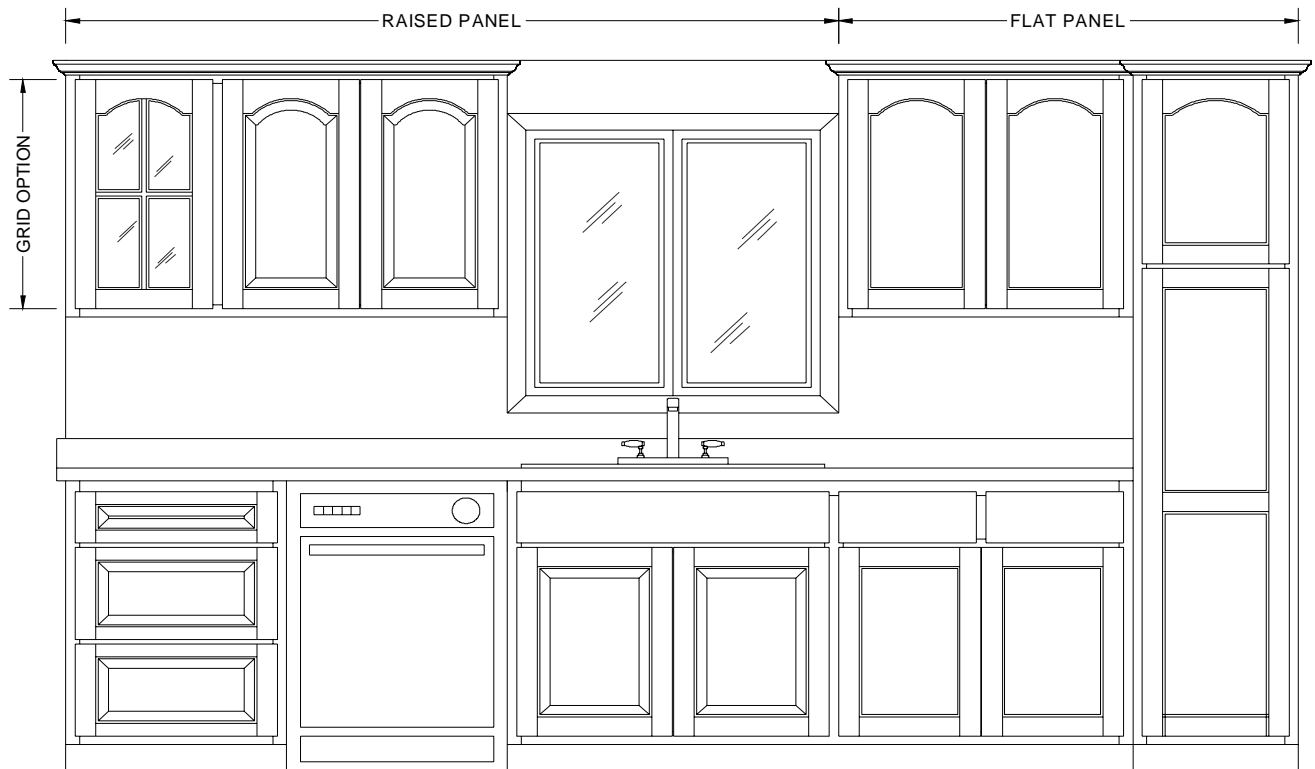


**92G-92R**  
**92G-92F**



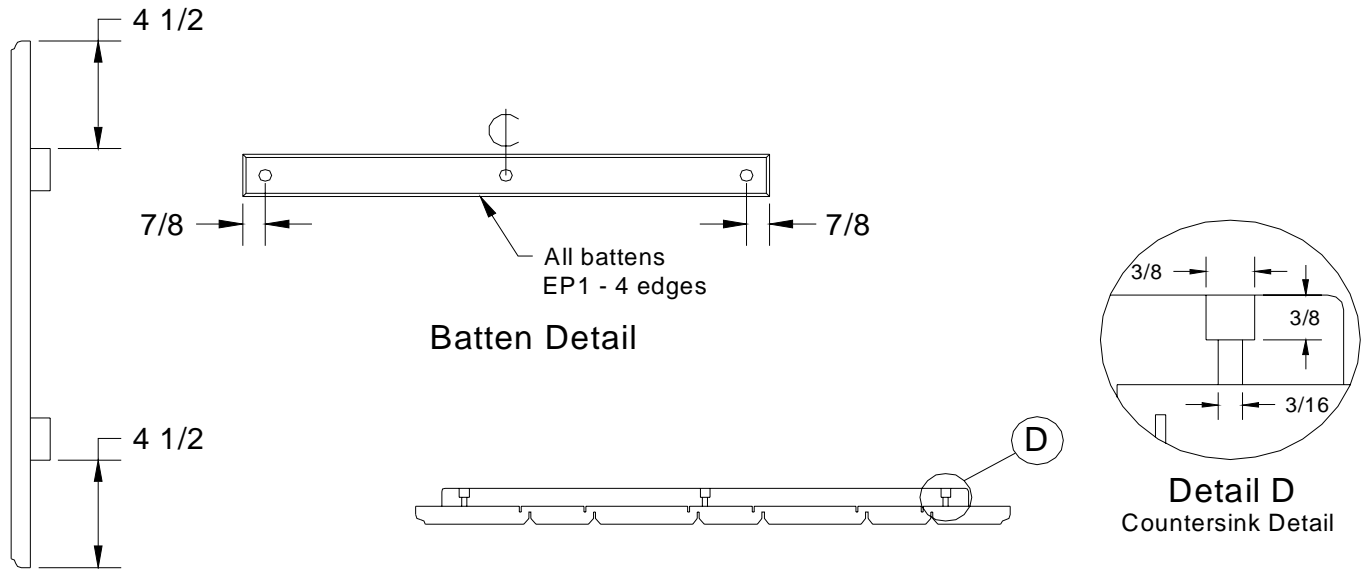
GRIDS AVAILABLE -  
SEE OPTIONS FOR  
PRICING

ALL GLASS DOORS INCLUDE VINYL RETAINER  
GLASS NOT INCLUDED




## SLAB DOOR SPECIFICATIONS

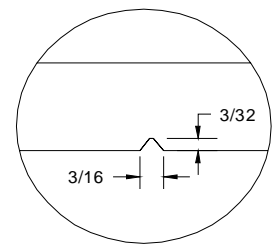
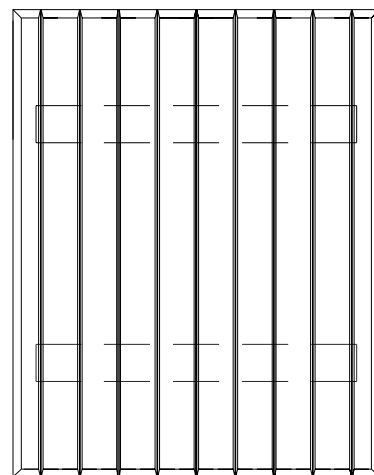
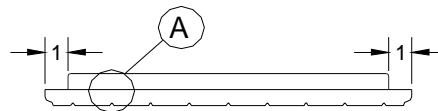
- \* Slab doors will have 2 battens, 1 3/4" wide, 4 1/2" from top & bottom, 1" from edges of door.
- \* Woodland slab doors will have 2 battens, 1 3/4" wide, 4 1/2" from top & bottom, 1 5/8" from hinge side edge of door.
- \* If door is less than 15" tall, the battens will be 3" from top & bottom.
- \* If door is less than 10" tall, only 1 batten per door is used. It will be centered on door.
- \* If door is more than 36" in height, 3 battens will be used. One centered, one 4 1/2" from top, one 4 1/2" from bottom.



### SLAB DOOR (SD)



### SLAB DOOR - with v-groove (SDV)



**Detail A**

